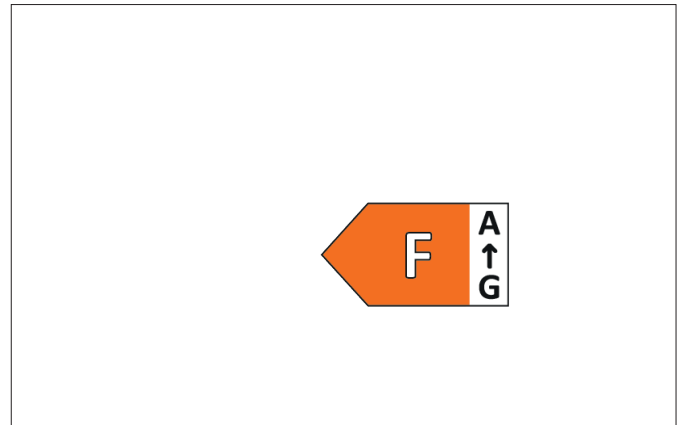
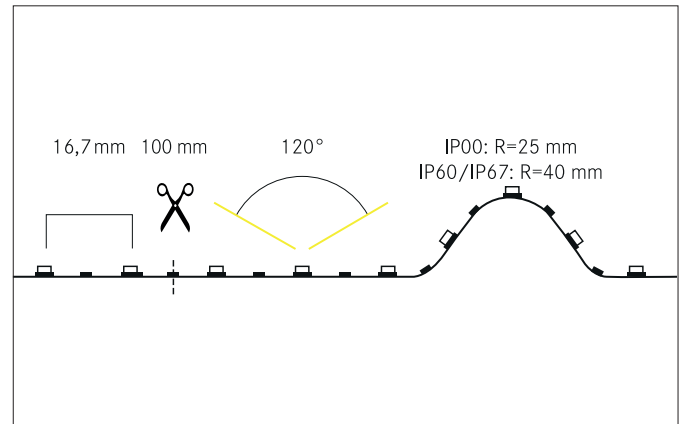



QUALITYFLEX Select LED flex lighting, 5 m, CRI > 90, 4,8 W / m, IP00

Article no. 15201004

Light.
For Generations.**Tender**

LED flex lighting, 5 m, CRI > 90, 4,8 W / m, IP00, white, 4.000K, CRI > 90. LED flex lighting decorative, technical as well as efficient lighting of light coves, linear applications and backlighting, basic or general lighting of rooms, architectural applications and for areas where high illumination is required, such as indirect or direct lighting, luminous ceilings, gastronomy lighting and much more. Length: 5000.0 mm Lamp power per meter: 4.8 W/m, Luminous flux per meter: 410.0 lm/m, Degree of protection: IP00, Protection class: III, Voltage: 24V DC, Beam angle: 120.0 °, 60 LEDs per meter, Chip distance (Short Pitch) : 16,7mm. For individual application, the LED flex board can be used all 100 mm be cut back. The maximum system length of 5.000mm must not be exceeded with one feed-in.

Product Benefits

- Suitable for indoor applications (IP00).
- Decorative lighting of furniture, objects and light coves.
- Length 5000 mm with a pitch of 100 mm.
- Rated life time L80/B10: 50,000 hours.
- Optimal heat dissipation through suitable aluminium profiles.
- Dimmable with appropriate accessories.

QUALITYFLEX Select LED flex lighting, 5 m, CRI > 90, 4,8 W / m, IP00

Article no. 15201004

Light.
For Generations.

| Article data | |
|-------------------------------|--|
| Article no. | 15201004 |
| GTIN | 4250047798170 |
| Series name | QUALITYFLEX Select |
| Short description | LED flex lighting, 5 m, CRI > 90, 4,8 W / m, IP00 |
| Colour | White |
| Length | 5,000 mm |
| Width | 8 mm |
| Hight | 1.4 mm |
| Scope of delivery | incl. 1 x mounting instructions, 5 x identification labels |
| Weight | 0.085 kg |
| Length of the connection line | 350 mm |

| Lighting technology | |
|------------------------------|---------------|
| Colour temperature | 4.000 K |
| Light colour | White |
| Luminous flux per meter | 410 lm/m |
| System efficiency | 85 lm/W |
| McAdam-Step | McAdam-Step 5 |
| Colour rendering | CRI > 90 |
| Beam angle | 120° |
| Adjustable color temperature | No |

| Operating technology of the luminaire | |
|---------------------------------------|--------------------------------|
| Lamp power per meter | 4.8 W/m |
| Voltage type | DC |
| DC nominal voltage max | 24 V |
| Lamp | LED |
| Protection class | III |
| Degree of protection | IP00 |
| Ambient temperature | -10 °C up to +40 °C |
| Dimmable | Yes |
| Wire number | 2 |
| Control | Depending on driver |
| Length of the connection line | 350 mm |
| Kabelbelegung | rot = + pol schwarz = - pol |
| Design of the connecting cable | both sides |
| Bulb change possible | No |
| Energy efficiency class | F |

| Operating technology of QualityFlex | |
|-------------------------------------|---------------------|
| Power per meter | 4.8 W/m |
| Short Pitch | 16.7 mm |
| Number of lamps per meter | 60 Qty |
| Length of individual sections | 100 mm |
| Smallest bend radius | 25 mm |
| Length | 5,000 mm |
| Maximum module length | 5,000 mm |
| Circuit type | Parallel conduction |
| LED Type | 2835 LED |

QUALITYFLEX Select LED flex lighting, 5 m, CRI > 90, 4,8 W / m, IP00

Article no. 15201004

Light.
For Generations.

| Packing data | |
|-------------------------|--|
| Gross weight | 0.134 kg |
| Length of packaging | 220 mm |
| Packaging width | 240 mm |
| Packaging height | 20 mm |
| Disposal at end of life | <p>This product must not be disposed of with household waste. You are obliged, to dispose of such electrical waste separately.</p> <p>By disposing of electrical waste and other old or defective electronics separately, you support recycling or other forms of re-use. In that way you help to take care and to avoid that harmful substances get into the environment.</p> |

| Compatible Driver | | | | | | |
|-------------------|-----------|-------|---------------------|--------|--------|--------|
| Article no. | Power min | Power | Control | Length | Width | Height |
| 17206000 | 1 W | 20 W | 1-10 V | 146 mm | 55 mm | 19 mm |
| 17207000 | 1 W | 30 W | on/off | 160 mm | 50 mm | 22 mm |
| 17214000 | 1 W | 7.2 W | on/off | 68 mm | 35 mm | 21 mm |
| 17223000 | 1 W | 75 W | on/off | 185 mm | 60 mm | 31 mm |
| 17224000 | 1 W | 100 W | on/off | 199 mm | 63 mm | 36 mm |
| 17225000 | 1 W | 150 W | on/off | 219 mm | 63 mm | 36 mm |
| 17226000 | 1 W | 240 W | on/off | 244 mm | 71 mm | 38 mm |
| 17227000 | 1 W | 320 W | on/off | 252 mm | 90 mm | 44 mm |
| 17228000 | 1 W | 480 W | on/off | 262 mm | 125 mm | 44 mm |
| 17230000 | 5 W | 30 W | Trailing-edge phase | 145 mm | 50 mm | 22 mm |
| 17231000 | 12 W | 75 W | Trailing-edge phase | 185 mm | 60 mm | 31 mm |
| 17232000 | 12 W | 120 W | Trailing-edge phase | 223 mm | 64 mm | 32 mm |
| 17240000 | | 20 W | on/off | 150 mm | 40 mm | 30 mm |
| 17241000 | | 40 W | on/off | 210 mm | 40 mm | 30 mm |
| 17242000 | | 60 W | on/off | 250 mm | 40 mm | 30 mm |
| 17243000 | | 120 W | on/off | 300 mm | 40 mm | 30 mm |
| 17244000 | | 150 W | on/off | 310 mm | 40 mm | 30 mm |
| 17250000 | 1 W | 45 W | DALI-2/PUSH | 187 mm | 45 mm | 31 mm |
| 17251000 | 1 W | 80 W | DALI-2/PUSH | 290 mm | 45 mm | 31 mm |
| 17252000 | 1 W | 150 W | DALI-2/PUSH | 290 mm | 45 mm | 31 mm |
| 17260000 | 1 W | 150 W | on/off | 105 mm | 90 mm | 59 mm |

| Compatible Controller | | | | | | |
|-----------------------|-----------|-------|-----------------------------|--------|---------|--------|
| Article no. | Power min | Power | Control | Length | Width | Height |
| 17502000 | 0 W | 120 W | DALI | 183 mm | 33 mm | 23 mm |
| 18151000 | 1 W | 240 W | KNX | 170 mm | 59 mm | 30 mm |
| 18152000 | 1 W | 240 W | DALI-DT6 | 170 mm | 59 mm | 30 mm |
| 18153000 | 1 W | 240 W | DMX | 170 mm | 59 mm | 30 mm |
| 18154000 | 1 W | 240 W | 1-10 V | 170 mm | 59 mm | 30 mm |
| 18161000 | 1 W | 240 W | KNX | 72 mm | 90 mm | 70 mm |
| 18162000 | 1 W | 240 W | DALI-DT6 | 54 mm | 110 mm | 66 mm |
| 18164000 | 1 W | 240 W | 1-10 V | 54 mm | 110 mm | 66 mm |
| 17528000 | 1 W | 240 W | Wireless technology control | | | |
| 17511000 | 1 W | 240 W | Wireless technology control | 145 mm | 46.5 mm | 16 mm |
| 18157000 | 48 W | 240 W | ZigBee | 145 mm | 46.5 mm | 16 mm |
| 18192000 | 120 W | 240 W | Wireless technology control | 160 mm | 45 mm | 18 mm |

QUALITYFLEX Select LED flex lighting, 5 m, CRI > 90, 4,8 W / m, IP00

Article no. 15201004

Light.
For Generations.

| Compatible Profiles | | | | |
|---|-------------|----------|---------|---------|
| Short description | Series name | Length | Width | Hight |
| Surface-mounted profile | P01-10 | 2,000 mm | 20 mm | 8 mm |
| Surface-mounted profile | P02-10 | 2,000 mm | 17.5 mm | 25 mm |
| Surface-mounted profile | P03-12 | 2,000 mm | 17.8 mm | 10.8 mm |
| Surface-mounted profile | P04-14 | 2,000 mm | 24 mm | 9 mm |
| Surface-mounted profile | P05-14 | 2,000 mm | 17.5 mm | 8.6 mm |
| Surface-mounted profile | P06-20 | 2,000 mm | 23 mm | 25.1 mm |
| LED surface-mounted profile | P30-30 | 2,000 mm | 33.4 mm | 29.6 mm |
| Surface-mounted profile | P16-16 | 2,000 mm | 18.8 mm | 18.6 mm |
| Surface-mounted profile, flat | ONE | | 17.6 mm | 6 mm |
| Surface-mounted profile, high | ONE | | 17.6 mm | 15.9 mm |
| Recessed profile | P31-10 | 2,000 mm | 24 mm | 7 mm |
| Recessed profile | P34-14 | 2,000 mm | 28 mm | 8 mm |
| Recessed profile | P35-14 | 2,000 mm | 24.5 mm | 9 mm |
| Recessed profile | P36-20 | 2,000 mm | 30 mm | 20.4 mm |
| LED recessed profile | P40-30 | 2,000 mm | 44.4 mm | 24 mm |
| Plaster profile | P37-30 | 2,000 mm | 63.4 mm | 15.9 mm |
| Plaster profile | P38-30 | 2,000 mm | 63.4 mm | 24 mm |
| Wall recessed profile | P32-12 | 2,000 mm | 19.1 mm | 81 mm |
| Floor recessed profile | P33-12 | 2,000 mm | 15.8 mm | 13.7 mm |
| Surface-mounted corner profile | P60-10 | 2,000 mm | 20 mm | 16 mm |
| Surface-mounted corner profile | P61-10 | 2,000 mm | 14.5 mm | 14.5 mm |
| Surface-mounted corner profile | P62-14 | 2,000 mm | 24 mm | 19.4 mm |
| Surface-mounted corner profile | P63-14 | 2,000 mm | 17.5 mm | 17.5 mm |
| Surface-mounted corner profile | ONE | | 24 mm | 19.4 mm |
| Flexible profile | P72-12 | 2,000 mm | 20 mm | 3.3 mm |
| Wall surface-mounted profile | P73-12 | 2,000 mm | 17.8 mm | 46.1 mm |
| Wall surface-mounted profile | P74-14 | 2,000 mm | 18.5 mm | 55 mm |
| Ceiling recessed profile with wall mounting | P75-14 | 2,000 mm | 28 mm | 28 mm |
| Flat profile P76-16 | P76-16 | 2,000 mm | 20.5 mm | 3.8 mm |
| Surface-mounted round profile | P90-16 | | 20 mm | 17 mm |
| Surface-mounted cooling profile | ONE | | 20.5 mm | 3.8 mm |