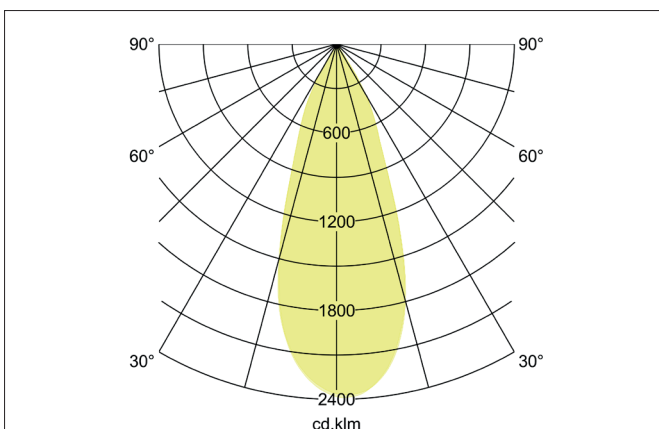
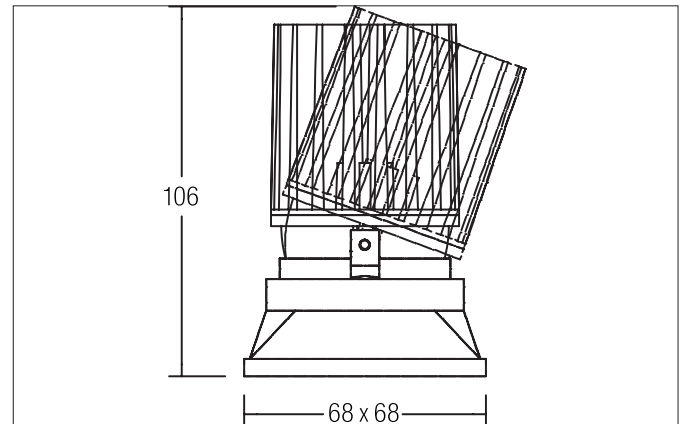



COUPLED-S LED-System-recessed spot, deepened

Article no. 12641073

Light.
For Generations.**Tender**

LED-System-recessed spot, deepened, Square. Ceiling cut-out Installation depth 106 mm, Length 68 mm, Width 68 mm, Weight 0,194 kg, Reflector silver with rotationssymmetrical, deep, wide distributed light intensity. optimal light distribution due to a plastic, transparent cover. Luminous flux 950 lm, Power 1 x 8,9 W, System Efficiency 107 lm/W, Light colour warm white, Correlated color temperature (CCT) 3.000 K, Colour rendering index CRI > 90, Housing material: Aluminium / Plastic, Colour: White, Permissible ambient temperature (ta): -20 °C - +25 °C, Protection class (EN 61140): III, Degree of protection (DIN EN 60529): IP20. For connection to an external driver, which is not included in the scope of delivery of the luminaire. Depending on driver dimmable.

| Article data | |
|--------------------|------------------------------------|
| Article no. | 12641073 |
| GTIN | 4251433916154 |
| Series name | COUPLED-S |
| Short description | LED-System-recessed spot, deepened |
| Material | Aluminium / Plastic |
| Colour | White |
| Type of surface | Matt |
| Shape | Square |
| Installation depth | 106 mm |
| Length | 68 mm |
| Width | 68 mm |
| Weight | 0.194 kg |

COUPLED-S LED-System-recessed spot, deepened

Article no. 12641073

Light.
For Generations.

| Lighting technology | |
|---------------------|------------|
| Colour temperature | 3.000 K |
| Light colour | White |
| Light output | Direct |
| Luminous flux | 950 lm/m |
| System efficiency | 107 lm/W |
| Colour rendering | CRI > 90 |
| Reflector | High-gloss |
| Reflektorfarbe | silver |
| Beam angle | 34° |
| Light sharing | Symmetric |

| Operating technology of the luminaire | |
|---------------------------------------|-----------------------------------|
| System output | 8.9 W |
| Voltage type | DC |
| Current | 500 mA |
| Lamp | LED |
| Protection class | III |
| Degree of protection | IP20 |
| Dimmable | Depending on type of control gear |
| Control | Depending on driver |
| Bulb change possible | Yes |






| Mounting technology | |
|-----------------------|---|
| Mounting method | Recessed mounting |
| Place of installation | Ceiling-mounted |
| Adjustability | Rotable and pivoted |
| Swivel angle | 20° |
| Rotation angle | 350° |
| Further references | No cover with thermal insulation material |
| Material cover | Plastic, transparent |

| Packing data | |
|-------------------------|---|
| Gross weight | 0.267 kg |
| Length of packaging | 105 mm |
| Packaging width | 105 mm |
| Packaging height | 130 mm |
| Disposal at end of life | This product must not be disposed of with household waste. You are obliged, to dispose of such electrical waste separately. By disposing of electrical waste and other old or defective electronics separately, you support recycling or other forms of re-use. In that way you help to take care and to avoid that harmful substances get into the environment. |

COUPLED-S LED-System-recessed spot, deepened

Article no. 12641073

Light.
For Generations.

| Accessories | |
|--|---|
|  | <p>Article no.: 17823010 LED converter 500 mA, on/off switchable Power: 1 - 22 W Dimensions: 146 mm x 43.5 mm x 30 mm</p> |
|  | <p>Article no.: 17822010 LED converter 500 mA, trailing-edge phase dimmable Power: 8 - 20 W Dimensions: 110 mm x 52 mm x 22 mm</p> |
|  | <p>Article no.: 17829010 LED converter 500 mA, trailing-edge phase dimmable Power: 1 - 24 W Dimensions: 166 mm x 46 mm x 34 mm</p> |
|  | <p>Article no.: 17824010 LED converter 500 mA, 1-10V dimmable (analog) Power: 5 - 27 W Dimensions: 146 mm x 43.5 mm x 30 mm</p> |
|  | <p>Article no.: 17826010 LED converter 500 mA, DALI dimmable (digital) Power: 5 - 27 W Dimensions: 146 mm x 44 mm x 30 mm</p> |