
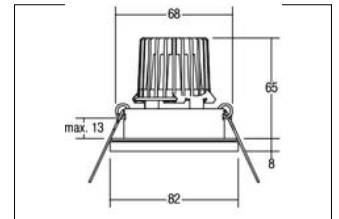
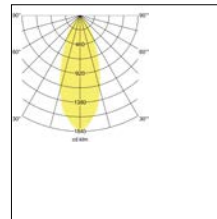


LED-Einbaudownlight, IP65  
**Artikel-Nr. 13149023**

Licht.  
 Für Generationen.



LED-Einbaudownlight IP65, chrome. In a compact design, for installation in tool-less rapid assembly systems. . Lamp holder: Plug&Play, Mounting method: Flush mounting, Place of installation: Ceiling-mounted, material: Cast iron / Aluminium / Glass, IP protection class: according to DIN EN 60529 IP65\*, Protection class: (EN 61140) III, current: 350 mA, Power: 6 W, Luminous flux: 510.0 lm, colour of light: 3000 K, Colour of light: white, Radiation angle: 38.0 °, Adjustability: not adjustable, With operating gear: No, Type of dimming: other, Energy efficiency class: A++ to A, Diese Leuchte enthält eingebaute LED-Lampen. Die Lampen können in der Leuchte nicht ausgetauscht werden.

<b>Artikel-Nr.</b>	<b>13149023</b>	<b>Applications</b>
<b>price</b>	79.50 €	HOME   LIVING OFFICE   COMMUNICATION HOTEL INDUSTRY
<b>Stand:</b>	27.08.2019 13:01	GASTRONOMY

colour of light	3000 K
Colour	chrome
Radiation angle	38 °
amount of light sources /	1 Qty
material	Cast iron / Aluminium / Glass
version	Plug&Play
Power	6 W
Lamp type	LED
Colour rendering	CRI > 80
Type of dimming	other
Outer diameter	80 mm
Built-in diameter	68 mm

Built-in depth	65 mm
current	350 mA
Luminous flux	510 lm
IP protection class	IP65*
Protection class	III
Voltage type	DC
Circlip	without circlip
Adjustability	not adjustable
Energy efficiency class	A++ to A
Height-depth	5.0 mm
circuit type secondary side	series conduction