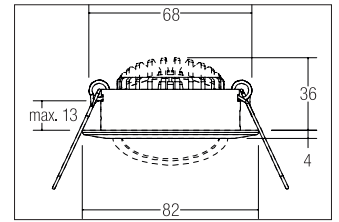
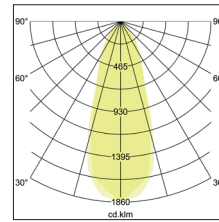



LED-Einbaustrahler BB03, dimmbar, mit Phasenabschnitt-Konverter und Anschlussbox



Distance (m)	Beam Diameter (m)	Luminous Flux (lm)
1.0 m	0.7106	1184.2
2.0 m	1.4113	298.1
3.0 m	2.1119	131.6
4.0 m	2.8125	74.0
5.0 m	3.5131	47.4

Ø (m) E0(0°) [lx]

LED-Einbaustrahler BB03, dimmbar, mit Phasenabschnitt-Konverter und Anschlussbox, chrome. In a compact design, for installation in tool-less rapid assembly systems. Set inkl. Konverter für 230 V-Netzspannung, Phasenabschnitt, Maße Konverter: L 110 x B 50 x H 19 mm. Mounting method: Flush mounting, Place of installation: Ceiling-mounted, material: Aluminium / Plastic, IP protection class: according to DIN EN 60529 IP20, Protection class: (EN 61140) II, voltage: 230V AC 50Hz, Power: 6W, amount of light sources / fittings: 1.0 Stk, Luminous flux: 640lm, Colour temperature: 3000K, Colour of light: white, Radiation angle: 38°, Adjustability: swivelling, With operating gear, Type of dimming: Phase cut-off, .

<b>Artikel-Nr.</b>	<b>39463023</b>	<b>Applications</b>
<b>price</b>	51.80 €	HOME   LIVING OFFICE   COMMUNICATION HOTEL INDUSTRY
<b>Stand:</b>	09.07.2020 14:25	GASTRONOMY

colour of light	3000 K
Colour	chrome
Radiation angle	38 °
amount of light sources / fittings	1 Qty
material	Aluminium / Plastic
Power	6 W
Lamp type	LED
Colour rendering	CRI > 80
Type of dimming	Phase cut-off
Outer diameter	82 mm

Built-in diameter	68 mm
Built-in depth	36 mm
voltage	230V AC 50Hz
Luminous flux	640 lm
IP protection class	IP20
Protection class	II
Voltage type	AC
Adjustability	swivelling
Swivel angle	30 °
circuit type secondary side	parallel conduction