
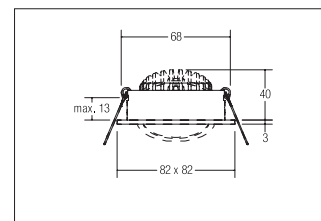
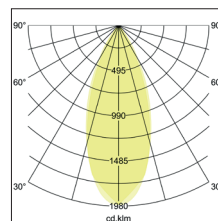



LED-Einbaustrahler, schaltbar

Artikel-Nr. 38252253



LED-Einbaustrahler, schaltbar, alu matt, square. In a compact design, for installation in tool-less rapid assembly systems. Set inkl. Konverter für 230 V-Netzspannung, schaltbar, Maße Konverter: L 68 x B 35 x H 21 mm . Lamp holder: without, Mounting method: Flush mounting, Place of installation: Ceiling-mounted, material: Aluminium / Glass, IP protection class: according to DIN EN 60529 IP20, Protection class: (EN 61140) II, voltage: 230V AC 50Hz, Power: 3W, amount of light sources / fittings: 1.0 Stk, Luminous flux: 290lm, Farbtemperatur: 2700K, Colour of light: white, Radiation angle: 38°, Adjustability: swivelling, With operating gear, Type of dimming: switchable, . This luminaire contains incorporated and non-exchangeable LED light sources.

Artikel-Nr.	38252253	Applications
Stand:	25.11.2020 19:10	HOME LIVING OFFICE COMMUNICATION HOTEL INDUSTRY GASTRONOMY

colour of light	2700
Colour	alu
Radiation angle	38 °
amount of light sources / fittings	1 Qty
material	Aluminium / Glass
Power	3 W
Lamp type	LED
Colour rendering	CRI > 80
Type of dimming	switchable
Built-in diameter	68 mm

Built-in depth	40 mm
voltage	230V AC 50Hz
Luminous flux	290 lm
IP protection class	IP20
Protection class	II
Voltage type	AC
Adjustability	swivelling
length	82 mm
Width	82 mm
Swivel angle	30 °
circuit type secondary side	parallel conduction