
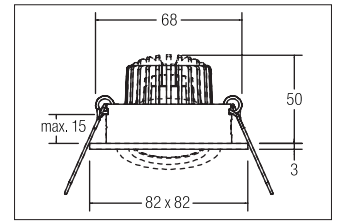
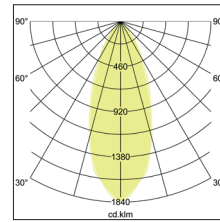



LED-Einbaustrahler, schaltbar
Artikel-Nr. 38144643



LED-Einbaustrahler, schaltbar, titan matt, square. In a compact design, for installation in tool-less rapid assembly systems. set incl. driver for 230V. Lamp holder: without, Mounting method: Flush mounting, Place of installation: Ceiling-mounted, material: Aluminium / Glass, IP protection class: according to DIN EN 60529 IP20, Protection class: (EN 61140) II, voltage: 230V AC 50Hz, Power: 6W, amount of light sources / fittings: 1.0 Stk, Luminous flux: 640lm, Farbtemperatur: 3000K, Colour of light: white, Radiation angle: 38°, Adjustability: swivelling, With operating gear, Type of dimming: switchable, .

Artikel-Nr.	38144643	Applications
Stand:	26.11.2020 09:48	HOME LIVING OFFICE COMMUNICATION HOTEL INDUSTRY GASTRONOMY

colour of light	3000
Colour	titanium
Radiation angle	38 °
amount of light sources / fittings	1 Qty
material	Aluminium / Glass
Power	6 W
Lamp type	LED
Colour rendering	CRI > 80
Type of dimming	switchable
Built-in diameter	68 mm
Built-in depth	50 mm

voltage	230V AC 50Hz
Luminous flux	640 lm
IP protection class	IP20
Protection class	II
Voltage type	AC
Circlip	without circlip
Adjustability	swivelling
length	82 mm
Width	82 mm
Swivel angle	20 °
circuit type secondary side	parallel conduction