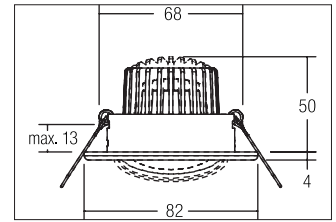
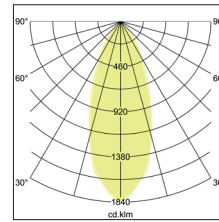



LED-Einbaustrahler, schaltbar  
**Artikel-Nr. 38180053**



1.0 m	0.7 0.7	1173.2
2.0 m	1.4 1.4	283.3
3.0 m	2.1 2.0	130.4
4.0 m	2.8 2.7	73.3
5.0 m	3.5 3.4	46.9
	Ø (m)	E0(0°) [lx]

LED-Einbaustrahler, schaltbar, gold. In a compact design, for installation in tool-less rapid assembly systems. set incl. driver for 230V. Lamp holder: without, Mounting method: Flush mounting, Place of installation: Ceiling-mounted, material: Steel / Brass / Aluminium / Glass, IP protection class: according to DIN EN 60529 IP20, Protection class: (EN 61140) II, voltage: 230V AC 50Hz, Power: 6W, amount of light sources / fittings: 1.0 Stk, Luminous flux: 640lm, Farbtemperatur: 3000K, Colour of light: white, Radiation angle: 38°, Adjustability: swivelling, With operating gear, Type of dimming: switchable, .

<b>Artikel-Nr.</b>	<b>38180053</b>	<b>Applications</b>
<b>price</b>	94.10 €	HOME   LIVING OFFICE   COMMUNICATION HOTEL INDUSTRY
<b>Stand:</b>	01.09.2020 21:08	GASTRONOMY
<b>Discount group</b>	Discount group 1	

colour of light	3000 K
Colour	gold
Radiation angle	38 °
amount of light sources / fittings	1 Qty
material	Steel / Brass / Aluminium / Glass
Power	6 W
Lamp type	LED
Colour rendering	CRI > 80
Type of dimming	switchable

Outer diameter	82 mm
Built-in diameter	68 mm
Built-in depth	50 mm
voltage	230V AC 50Hz
Luminous flux	640 lm
IP protection class	IP20
Protection class	II
Voltage type	AC
Adjustability	swivelling
Swivel angle	25 °
circuit type secondary side	parallel conduction