
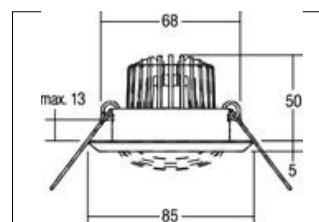
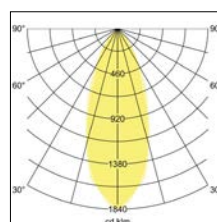


LED-Einbaustrahler, schaltbar

Artikel-Nr. 38312073

Licht.
Für Generationen.



LED-Einbaustrahler, schaltbar, white. In a compact design, for installation in tool-less rapid assembly systems. set incl. driver for 230V. Lamp holder: without, Mounting method: Flush mounting, Place of installation: Ceiling-mounted, material: Aluminium / Steel / Glass, IP protection class: according to DIN EN 60529 IP20, Protection class: (EN 61140) II, voltage: 230V AC 50Hz, Power: 6 W, Luminous flux: 640.0 lm, colour of light: 3000 K, Colour of light: white, Radiation angle: 38.0 °, Adjustability: swivelling, With operating gear: Yes, Type of dimming: switchable, Energy efficiency class: A++ to A,

Artikel-Nr.	38312073	Applications
price	84.90 €	HOME LIVING OFFICE COMMUNICATION HOTEL INDUSTRY
Stand:	17.07.2019 00:49	GASTRONOMY

colour of light	3000 K
Colour	white
Radiation angle	38 °
material	Aluminium / Steel / Glass
Power	6 W
Lamp type	LED
Colour rendering	CRI > 80
Type of dimming	switchable
Outer diameter	85 mm
Built-in diameter	68 mm

Built-in depth	50 mm
voltage	230V AC 50Hz
Luminous flux	640 lm
IP protection class	IP20
Protection class	II
Voltage type	AC
Adjustability	swivelling
Energy efficiency class	A++ to A
Swivel angle	25 °
circuit type secondary side	parallel conduction