
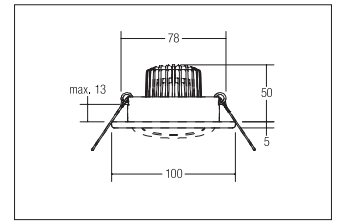



LED-Einbaustrahler set, schaltbar  
**Artikel-Nr. 38313073**



LED-Einbaustrahler set, schaltbar, white. In a compact design, for installation in tool-less rapid assembly systems. set incl. driver for 230V. Lamp holder: without, Mounting method: Flush mounting, Place of installation: Ceiling-mounted, material: Steel / Aluminium / Glass, IP protection class: according to DIN EN 60529 IP20, Protection class: (EN 61140) II, voltage: 230V AC 50Hz, Power: 6W, amount of light sources / fittings: 1.0 Stk, Luminous flux: 640lm, Farbtemperatur: 3000K, Colour of light: white, Radiation angle: 38°, Adjustability: swivelling, With operating gear, Type of dimming: switchable, .

<b>Artikel-Nr.</b>	<b>38313073</b>	<b>Applications</b>
<b>price</b>	90.20 €	HOME   LIVING OFFICE   COMMUNICATION HOTEL INDUSTRY
<b>Stand:</b>	20.03.2020 03:58	GASTRONOMY

colour of light	3000 K
Colour	white
Radiation angle	38 °
amount of light sources / fit-	1 Qty
material	Steel / Aluminium / Glass
Power	6 W
Lamp type	LED
Colour rendering	CRI > 80
Type of dimming	switchable
Outer diameter	98 mm
Built-in diameter	78 mm

Built-in depth	50 mm
voltage	230V AC 50Hz
Luminous flux	640 lm
IP protection class	IP20
Protection class	II
Voltage type	AC
Adjustability	swivelling
Energy efficiency class	A++ to A
Swivel angle	15 °
circuit type secondary side	parallel conduction